

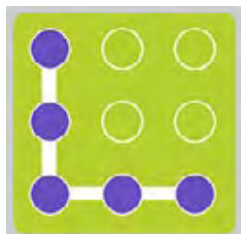
Setting up Letter-join Tablet Edition at school on iPads, Android and Windows Tablets

TASK 1 of 3

The finger-swipe code

The finger-swipe code will become the entry point for your pupils on all of your school tablets.

The default shape for the swipe code as a capital 'L' shape, starting at the top left. This is an easy shape for your pupils to remember.




TASK 2 of 3

Setting-up pupil's tablets


When this task is completed all of your school tablet users will be able to access Letter-join by simply using your school finger-swipe code.

(a) Go to www.letter-join.co.uk on your tablet. Click the Tablet log-in button located on the top right hand side of the home page, as shown below.



(b) Enter your tablet user name into the box.

Press the 'Next' button.



(c) Enter the L-shaped finger-swipe code.

If you make a mistake you will be taken back to the previous page to re-enter your username.



(d) When the finger-swipe code is correctly drawn the Letter-join opening page is displayed.

Subsequent logins require only the finger-swipe code.

The user name only has to be entered the first time you log in on each tablet, or if your browser's cache is cleared.




TASK 3 of 3

Creating a desktop icon

iPad

(a) With the home page of Letter-join displayed on an iPad, select the 'Action' button at the top of the screen, as shown right.

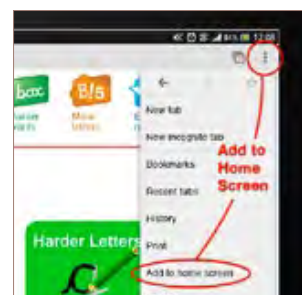
(b) Select the 'Add to Home Screen' button and a Letter-join icon will be added to your iPad desktop.



Android

(a) With the home page of Letter-join displayed on an Android tablet, select the 'More' button (three dots) as shown right.

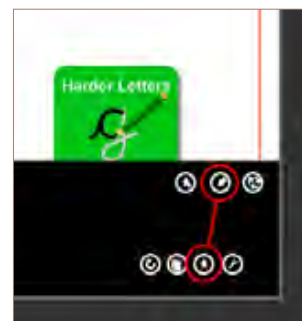
(b) Select the 'Add to Home Screen' button and a Letter-join icon will be added to your Android desktop.



Windows

(a) In Internet Explorer, display the home page of Letter-join and select the star icon from the bottom of the screen, as shown right.

(b) Select the pin icon and type 'Letter-join' as your app name. The Letter-join icon will be added to your Windows Start page.



Pupil tablet login

With the Desktop icon button successfully set-up, pupils can simply select the Letter-join desktop icon on their tablet which will take them to the finger-swipe login. Correctly swiping the pattern will take them directly to the opening page of Letter-join.

